


Creative Children's Ministries



**Edition 3**

An annotated collection of figures that help you tell your own stories

## **Tell any Bible Story with just Four Sticks**

- 300+ figures that illustrate 600+ Bible words
- 1,000+ Bible references
- Used in 20+ countries

Barney Kinard & Robert Newhall

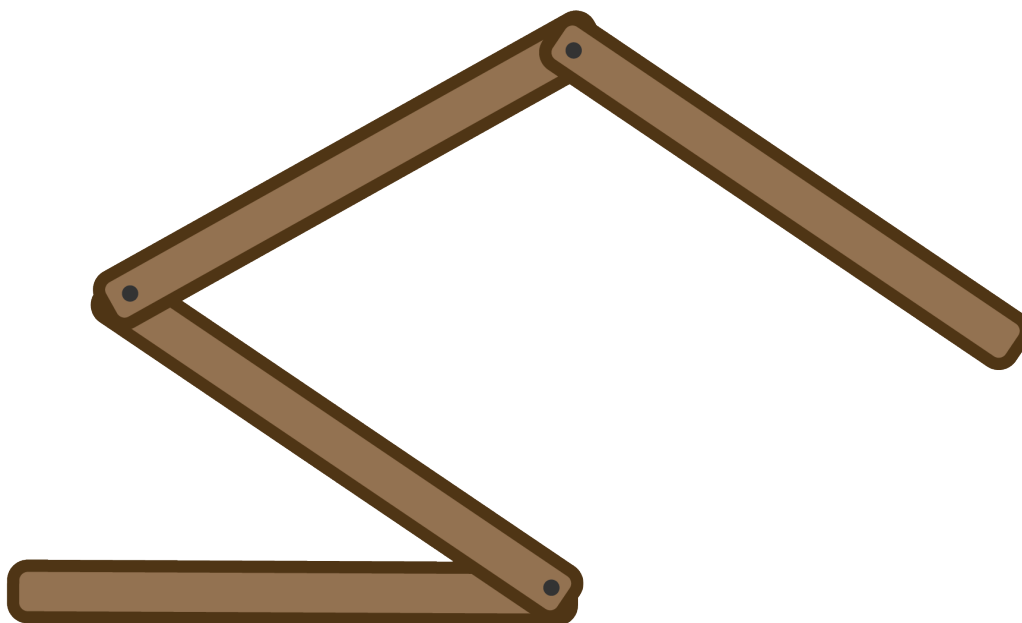
# Table of Contents

Table of Contents . . . . .	i
Endorsements . . . . .	ii
Forward. . . . .	iv
Introduction . . . . .	v
1. House Figures . . . . .	1
2. Road Figures . . . . .	7
3. Furniture Figures . . . . .	13
4. Geography Figures . . . . .	19
5. Agricultural Figures . . . . .	29
6. Water Figures. . . . .	36
7. Human Action Figures . . . . .	44
8. Instrument Figures . . . . .	60
9. Gospel Figures . . . . .	65
10. Animal Figures . . . . .	72
11. Weapon Figures . . . . .	79
12. Food & Preparation Figures . . . . .	86
13. Leadership Role Figures. . . . .	92
14. Sky Figures. . . . .	101
15. Numeric Figures. . . . .	106
16. Alphabet Figures . . . . .	112
17. Miscellaneous Figures . . . . .	122
Appendix – The Successful Bible Storyteller . . . . .	126
Biographical Sketches . . . . .	128



## Chapter 7

# *Human Action Figures*



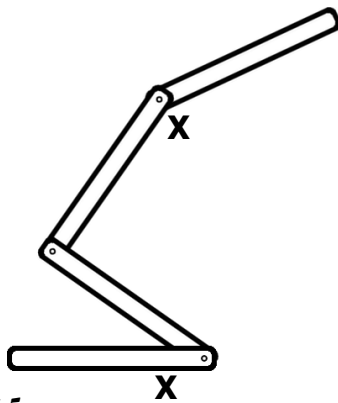


Fig. 7.5

This shape captures the **Kneeling, Posture of Prayer**, or to **Weep while Kneeling**. It represents someone submitting to authority—a position for showing respect or unworthiness. Solomon knelt before the Lord at the Altar (1 Kings 8:54). The Rich Young Ruler knelt before Jesus when he said, “What shall I do to be saved” (Mk. 10:17). Jesus was kneeling in prayer in the Garden of Gethsemane (Lk. 22:39-42). Paul stated that every knee would bow before Jesus when He returns (Rom. 14:11, Eph. 3:14 Isa. 45:24).

**Animate:** By holding the upper stick and the lower first joint, you can sustain the posture of kneeling as shown. Move the top stick for weeping or crying.

**Rotations:** None

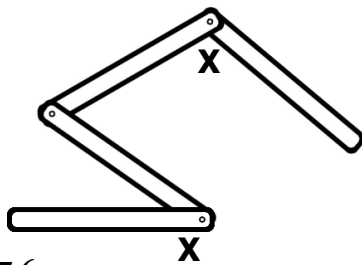


Fig. 7.6

To spur on the imagination, you can use this shape to represent a prayerful person in a **Praying Posture** humbled enough to **Bow Down**. Many stories involve people in this worshipful response when Jesus miraculously healed them. There was the woman who fell at the feet of Jesus after being healed of her issue of blood (Mk. 5:33). It was an **Expression of Thankfulness** to Jesus. There was one grateful Samaritan leper who fell at Jesus' feet after being healed (Lk. 17:15-16). **Kneeling to Beg** (Mt. 18:29).

**Animate:** By holding the base stick and by a slight movement of the right-hand down, this becomes the prayerful or bowing pose.

**Rotation:** 13.5

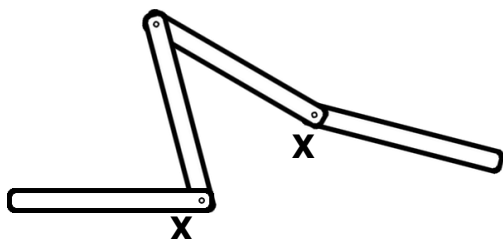


Fig. 7.7

This Figure simulates **Falling Prostrate** to Worship—falling forward with one's face to the ground requires greater humiliation and utter **Submission**. There are many examples of Prostration in the Bible—here are two: In the presence of Saul, David bowed and put his face to the ground—prostrating himself (1 Sam. 24:8). Mephibosheth, son of Jonathan, bowed to the ground before David (2 Sam. 9:6). A leper **Fell with His Face to the Ground** and begged Jesus to make him clean (Mt. 8:2; Lk. 5:12).

**Animate:** Use the bowing shape above and extend the right hand out, you can prolong the torso and arms to illustrate a prostrated worship.

**Rotation:** 13.10

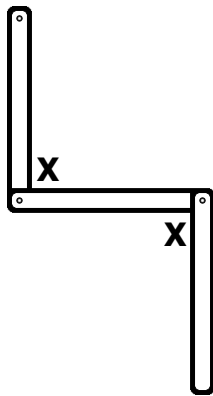


Fig. 7.8

This shape represents the act of **Sitting**. Jesus himself will sit at the right hand of the Father (Mk. 14:62). At the Last Supper, all the artists depict the disciples sitting. People often invited Jesus to their house for a meal, which involved staying long enough to have a seat. Many sat at Jesus' feet, indicating they were disciples—Mary (Lk. 10:39).  
**Animate:** By holding the first joint on the left and the second joint on the right, you can form this figure.  
**Rotations:** 3.9, 7.23

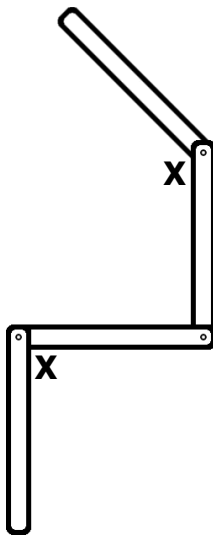


Fig. 7.9

This shape can represent the **Judgment at the Great White Throne** or a **King Presiding on His Throne**. It suggests a mood of the royalty sitting in this distinguished chair (Rev. 20:11-15). Joseph interpreted Pharaoh's dreams when his dreams disturbed him (Gen. 41). King Darius fasted and could not sleep when Daniel was in the Lion's Den (Dan. 6:18-28). One day the earth and the heavens will flee from the presence of the Lord who is seated on the Great White Throne Judgement (Rev. 20:11-15).  
**Animate:** By taking the first left joint in one hand and top stick with the other, you have the great white throne. By tilting of the top stick downward, it might suggest a King with some mood of depression, prayerfulness, worried or even thoughtful.  
**Rotation:** 3.11

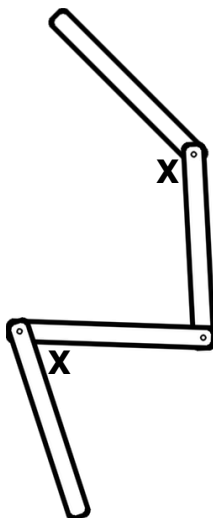


Fig. 7.10

This configuration replicates a **Sitting Up while Sleeping**. Luke tells us the story about Eutychus who fell asleep while listening to Paul's sermon while he was sitting in a third-story window. He fell to the ground at midnight. He was found dead, but Paul rushed to his aid and lay on top of him! Through Paul, God miraculously raised Eutychus from the dead (Acts 20: 7-12).  
**Animate:** By holding the lower joint with one hand and the upper joint with your other, you sustain this shape. By nodding the top stick back and forth, you can suggest sleep, and by rolling the top stick backwards, you dramatize a sleepy fall three stories down.  
**Rotations:** None

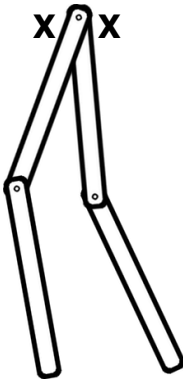


Fig. 7.22

This shape is one of the most fun, The **Walking Sticks**! Peter walked on water (Mt. 14:22-33). The healed paralytic man walked home (Mk. 2:1-12). Jesus and his disciples walked everywhere. The two men walked on the Emmaus Road (Lk. 24:13-34). The Israelites walked on dry land when the Red Sea parted (Ex. 14:16, 20-22). It can also be used to simulate a person **Running**. Runners run to get the prize (1 Cor. 9:24-27). Zacchaeus ran on ahead and climbed a tree (Lk. 19:4). **Animate:** By taking the right hand over the top of two connected sticks and dropping your thumb on the outside and your first finger on the back stick you can squeeze to move the sticks back and forth to simulate a walking motion with the dangling lower two sticks. Another option is to use two hands to move the sticks using your fingers on each stick. Move it faster to resemble Running.

**Rotation:** 13.9

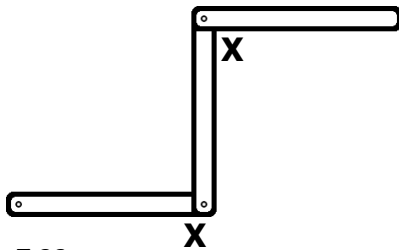


Fig. 7.23

With one stick doubled, you can illustrate one Step—as in Stairs! You can easily challenge your listeners to **Take the Next Step Up** with any application to any Bible Story you illustrate. Increase your faith by taking another step. And then encourage others to take a step of faith. “The steps of a good man are ordered by the Lord: and he delighteth in His way” (Ps. 37:23 KJV). “Order my steps in thy word: and let not any iniquity have dominion over me” (Ps. 119:133 KJV). “Your word is a lamp for my feet, a light on my path” (Ps. 119:105 NIV).

**Animate:** By holding the first joint on the left and a double stick on top you can suspend this shape.

**Rotations:** 3.9, 7.8

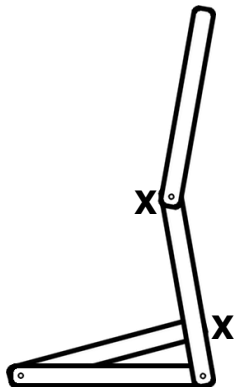


Fig. 7.24

You will **Get a Kick Out of This One!** We have simulated a **Leg with a Foot** attached. Many stories in the Bible tell about people **Taking the Next Step**—The **Step of Faith** (Heb. 11). To run the race, you eliminate all hindrances to your performance (Heb. 12:1-2). Jacob **Grabbed the Heel** of Esau when they were born (Gen. 25:24-26). You can move the sticks with a giant leap, a hop, skip or jump, or only the **Next Small Step**. Put your **Best Foot Forward!**

**Animate:** By holding the top stick with your left hand, and holding the stick above the heel.

**Rotations:** None

Page 45

- Reclining at a Table ¶
- Sleeping
- Resting
- Lying Down ¶
- Lying Down
- Being Sick in Bed
- Dying
- Being Dead
- On Their Death Bed
- Carrying the Body for Burial
- Sleeping
- Being Sick
- Laying Flat on their Back
- Laying on a Mat
- Measuring Device to Compare
- Picked Up His Mat ¶
- Sleeping
- Catching Some Z's

Page 46

- Kneeling
- Posture of Prayer
- Weep while Kneeling ¶
- Praying Posture
- Bow Down
- Expression of Thankfulness
- Kneeling to Beg ¶
- Falling Prostrate
- Submission
- Fell with His Face to the Ground

Page 47

- Sitting ¶

- Judgment at the Great White Throne
- King Presiding on His Throne ¶
- Sitting Up while Sleeping

Page 48

- Sitting Up
- Sit Down on the Ground ¶
- Sitting Cross Legged on the Ground ¶
- Standing Straight Up
- Being Resurrected from the Dead

Page 49

- Holding Baby Jesus
- Holding Any Infant Baby ¶
- Holding a Young Child ¶
- Holding an Older Child ¶
- Greet One Another
- Hug Someone

Page 50

- Having a Crooked Back
- Being a Crooked Person
- Back Problem
- Bent
- Twisted
- Not Right
- Not Straight
- Not Correct
- Out of Shape ¶
- Leaning on a Crutch
- Leaned on Top of His Staff

- ¶
- Picking Up a Dead Person
- Carried Out Dead ¶
- Lying on Top of Someone

Page 51

- Walking
- Running ¶
- Take the Next Step Up ¶
- Get a Kick Out of This
- Leg with a Foot
- Taking the Next Step
- Step of Faith
- Grabbed a Heel
- Next Small Step
- Best Foot Forward

Page 52

- Wearing a Necklace ¶
- Putting On a Robe or Coat
- Royal Robe
- Wearing a Robe or Coat
- Taking Off a Robe or Coat
- Coat of Many Colors ¶
- Tearing One's Robe or Coat

Page 53

- Swimming ¶
- Praising the Lord
- Giving Up
- Surrendering
- Asking for Help ¶
- ¶
- Raising their Hand to Ask or Answer a Question

**Page 54**

- **Putting Your Hands Over Your Ears**  
¶
- **Being Afraid or Fearful**
- **Terrified**
- **Awe**
- **Amaze**  
¶
- **NO**
- **Never**
- **NO Way**
- **Never Again**
- **Not Doing That Again**

**Page 55**

- **Speaking**
- **Talking**
- **Talking Mouth**

- **Prayer**
- **Teaching**
- **Crying Out**
- **Give One's Testimony**  
¶
- **Being Quiet—Shush**
- **Keeping a Secret**
- **Silence, Be Still!**  
¶
- **Asking Questions**
- **Do Not Understand**

**Page 56**

- **Hearing**
- **Listening**
- **Not Able to Hear**  
¶
- **Happy**
- **Smile**
- **NOT Happy**

- **Sad**
- **Mourning**
- **Joyous**
- **Wept**  
¶
- **Loving from the Heart**
- **Compassion**  
¶
- **Broken Heart**

**Page 57**

- **Having Faith**
- **Great Faith**
- **Little Faith**
- **No Faith**
- **Lack of Faith**
- **Unbelief**  
¶
- **Playing a Flute (see instruments)**



# **SAMPLE**

This document is just a sample of the final product. To order, visit:

[www.StorySticks.net](http://www.StorySticks.net)